



MORAVIAN
COLLEGE

2019–2020

**CAREER AND CIVIC ENGAGEMENT
ANNUAL REPORT**

CIVIC ENGAGEMENT

During the 2019–20 academic year, students completed 22,250 service hours at more than 60 different locations locally, across the country, and around the globe.

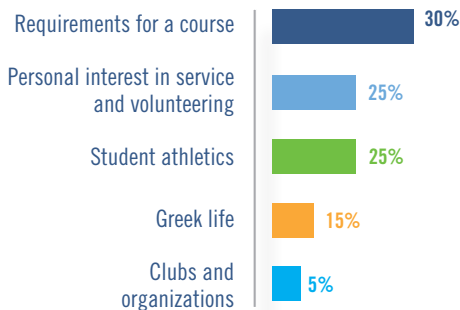
Alternative Break Service Trips

48 students served over 1,700 hours of service in 7 locations locally, nationally and globally.

- Petén, Guatemala
- Kansas City, Missouri
- Taos, New Mexico
- Charlotte, North Carolina
- Philadelphia, Pennsylvania
- San Juan, Puerto Rico
- Amarillo, Texas

Who Serves?

About 71% of Moravian College students participated in some form of civic engagement in 2019-20.



GivePulse

With our pivot to virtual programming in response to COVID-19, students were able to access more than 500 virtual volunteering opportunities through Moravian College's volunteer placement platform.



4th Annual Heritage Day

3,924 Hours served

1,308 People participated

704 Fleece blankets made

for community partners

23 Community partners attended

12 Alumni participated for the first time!



Diversity of Service Sites

14 Children and youth

12 Education

7 Food insecurity

5 Health

5 Environmental stewardship

5 Homelessness

4 Animals

3 Other

3 Affordable housing

3 Disaster preparedness





Gamma Sigma Sigma Service Fraternity

Students come together in the spirit of service and develop lifelong friendships and connections. Over two semesters, 39 students served more than 2,140 hours.



America Reads

75 students served between 4 and 10 hours per week.

- Bethlehem Area Public Library
- Lincoln Elementary School
- Marvine Elementary School
- Northeast Middle School
- William Penn Elementary School

The 1742 Experience

Our preorientation service program engaged 25 first-year students in more than 1,000 hours of service for one week in the Lehigh Valley.

Civic Engagement Fellowships

Each fellow serves at least 200 hours at one partnership location during the academic year. Together they served more than 1,800 hours in 2019–20.

- Alternative Break Coordinator
- America Reads Coordinator
- Bethlehem Area Public Library
- Lincoln Elementary School
- Marvine Elementary School
- The 1742 Experience Coordinator
- Volunteer Center of the Lehigh Valley
- William Penn Elementary School








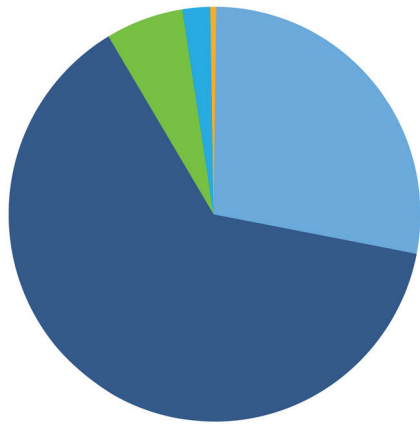
97.81%
Career Outcome Rate

POSTGRADUATION ACTIVITY

Annual outreach activities have yielded information on 321 of 461 graduates of the class of 2020—70% of the class. Numbers and percentages below are based on those 321 graduates.

- 204** Employed full-time (includes service, military, and freelance)
- 90** Pursuing postgraduate studies
- 19** Employed part-time
- 7** Still seeking employment
- 1** Not seeking employment

-  Employed full-time: 64%
-  Pursuing postgraduate studies: 28%
-  Employed part-time: 6%
-  Still seeking employment: 2%
-  Not seeking employment: 0%



POSTGRADUATE STUDY

Of the 90 graduates pursuing additional education, here are their pursuits:

34 Health professions

11 Education

10 Business

9 Other

6 Humanities and social sciences

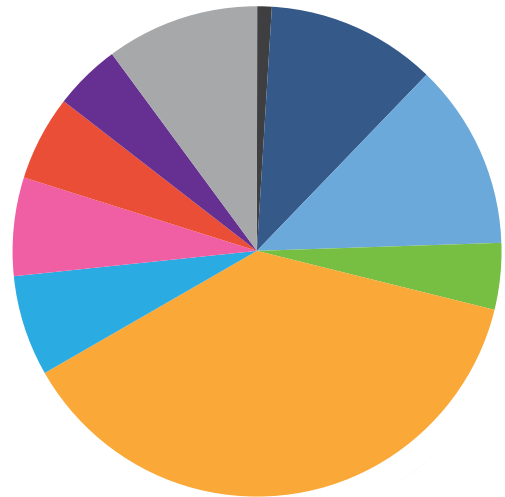
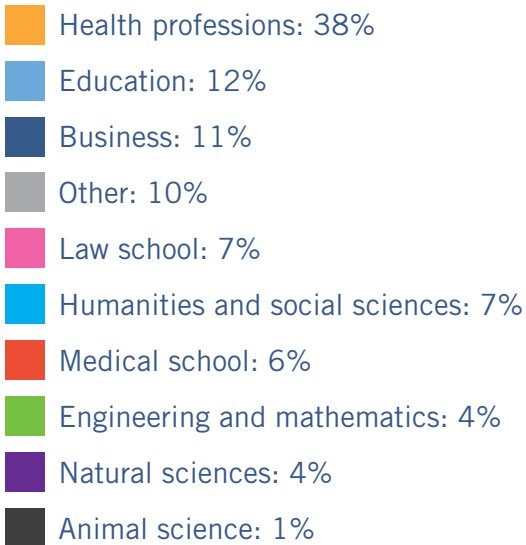
6 Law school

5 Medical school

4 Engineering and mathematics

4 Natural sciences

1 Animal science



GRADUATE SCHOOLS ATTENDING

(partial listing)

American University of
Antigua College of Medicine
Binghamton University
School of Pharmacy and
Pharmaceutical Sciences
Boston College
Cedar Crest College
Columbia University
DeSales University
Drexel University
Eastern University
East Stroudsburg University
Florida State University
Geisinger Commonwealth
School of Medicine
Georgetown University
Johns Hopkins University
Kutztown University
Lehigh University
Lock Haven University
Loyola University
Marist College
Michigan State University
Moravian College
Northeastern University
School of Law
Purdue University
Queen's University Belfast
Rowan University
Rutgers School of Dental
Medicine
Rutgers University
Salus University
Temple University
Temple University: Lewis Katz
School of Medicine
Thomas Jefferson University
Villanova University
Villanova University Charles
Widger School of Law
West Chester University
Widener University
Commonwealth Law School
Widener University Delaware
Law School
Wilkes University
Yale University

SELECTED EMPLOYERS

(top employers in bold)

St. Luke's University Health Network (26)
ADP, LLC. (14)
Lehigh Valley Health Network (6)
A Bridge to Independence
Access Physical Therapy & Wellness, Inc.
Aesculap, Inc.
Aetna Inc.
Ages and Stages Early Learning and
ChildDevelopment Center, LLC
Air Products and Chemicals, Inc.
Allegheny College
Allentown School District
Alpha Sigma Alpha Sorority
The American College of
Financial Services
AmeriCorps
Ashley Development Corporation
Atlantic Health System
Backstage Library Works
Baker Tilly US, LLP
Baltimore City Public Schools
Bangor Area School District
Barnes Foundation
Berman Freightliner
Bethlehem Area School District
Bethlehem Shared Services
Brian Morgan Construction
Burkholder's Heating and Air
Conditioning, Inc.
Campbell, Rappold & Yurasits LLP
Capital Health
Cedar Crest College
Celeste Learning Center

Centennial School District
Centennial School of
Lehigh University
Center for Humanistic
Change, Inc.
Chan and Chan USA
Concannon Miller & Co., P.C.
Corporate Legal Services, Inc.
Crete Carrier Corporation
CUSO Financial Services, LP
Decisive Communications, Inc.
Deloitte
Delta Tau Delta International
Fraternity
Diakon Lutheran Social
Ministries
East Coast Vapor, LLC
Ecopax, LLC
ELIADA GmbH
Equitable Advisors, LLC
Express Employment
Professionals
EY
Factory LLC
Fenom Digital
Fiat Chrysler Automobiles—FCA
US LLC
Frank Recruitment Group
Fujirebio US
The Goddard School of Jamison
Greater Lehigh Valley Chamber
of Commerce
The Guardian Life Insurance
Company of America
Hackensack Meridian Health
The Heritage Guild
HNL Lab Medicine

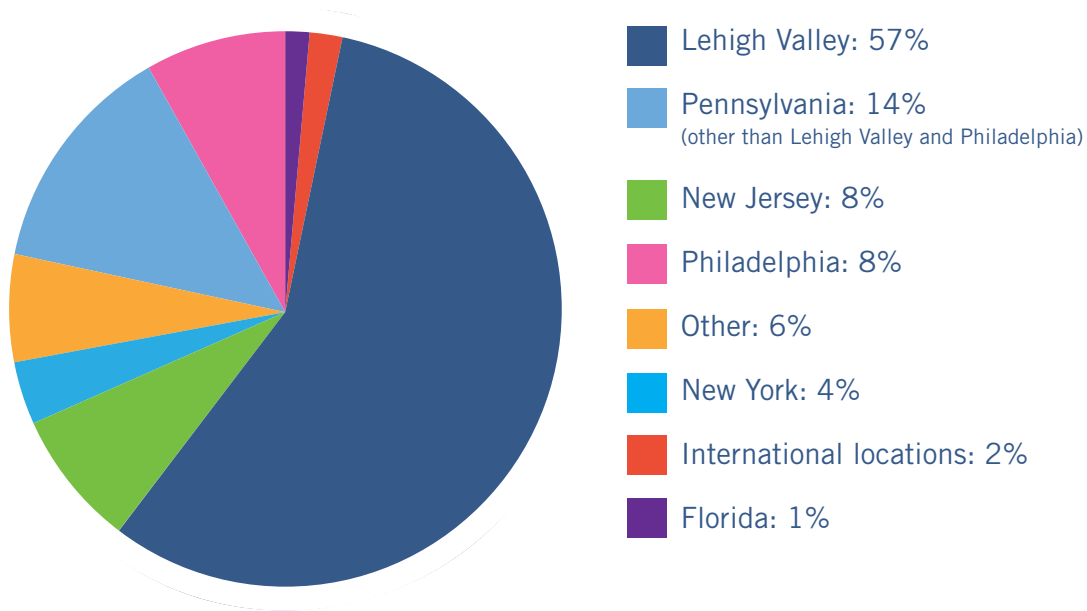
Hunterdon Healthcare
IGS Energy
Insight Global
JDog Brands
KidsPeace
Kirkridge Retreat Center
Lehigh Carbon Community
College
Lehigh Valley Academy
Lexitas
Lynn-Anne Kocon, CPA
Main Line Health
Maxim Healthcare Services
Melmark
Merck & Co.
Monmouth Medical Center
Monroe Campus Learning Center,
Northampton Community College
Moravian Academy
Moravian College
Moravian Hall Square
MUFG (Mitsubishi UFJ
Financial Group)
Muhlenberg College
Nazareth Area School District
New Bethany Ministries
New York Life Insurance
Company & NYLIFE
Securities, LLC
NJ 2-1-1 Partnership
Northern Lebanon School
District
Notre Dame of Bethlehem
Elementary School
Olympus Corporation of the
Americas
Optum, Inc.

OraSure Technologies, Inc.
Pen Argyl School District
Penn Medicine
Pietrinferno & Pietrinferno
Certified Public Accountants
PricewaterhouseCoopers (PwC)
Proscia, Inc.
QPS, LLC
Reed Group
Renal Solutions, Inc.
Resorts World Catskills
Rise 25
Saladax Biomedical, Inc.
Sanofi Pasteur
Sarott Design
Scandinavian Tobacco Group
Scranton Counseling Center
Securitas Security Services
USA, Inc.
Shibolet & Co.
SHI International Corp.
St. Michael the Archangel
School
Stoudt Associates, LLC
Stream Companies
Sweeney's Reliable Roofing
Syracuse University
TAB Marketing
TechIcon, Inc.
Thrive Le-Vel
Time to Sign Sports, Inc.
Uline
UPMC Magee Women's Hospital
US Marine Corps
Valley Youth House
Wallenpaupack Area
School District

BREAKDOWN BY DEPARTMENT

	Continuing Education	Military Services	Not Seeking	Still Seeking	Volunteer	Working
Art	7%	0%	0%	0%	7%	86%
Biochemistry	50%	0%	0%	0%	0%	50%
Biology	28%	5%	0%	6%	0%	61%
Chemistry	50%	0%	0%	0%	0%	50%
Economics and business	20%	0%	2%	1%	0%	77%
English	31%	0%	0%	8%	0%	61%
Environmental studies and sciences	14%	0%	0%	0%	0%	86%
History	33%	0%	0%	0%	0%	67%
Interdisciplinary	25%	0%	0%	0%	0%	75%
Mathematics and computer science	38%	0%	0%	0%	0%	62%
Modern languages and literatures	0%	0%	0%	0%	0%	100%
Music	0%	0%	0%	0%	0%	100%
Neuroscience	57%	0%	0%	0%	0%	43%
Nursing	3%	0%	0%	0%	0%	97%
Philosophy	33%	0%	0%	0%	0%	67%
Physics and earth science	100%	0%	0%	0%	0%	0%
Political science	31%	0%	0%	15%	0%	54%
Psychology	40%	0%	0%	3%	0%	57%
Public health	44%	0%	0%	0%	12%	44%
Rehabilitation sciences	66%	0%	0%	0%	3%	31%
Sociology	19%	6%	0%	6%	0%	69%
Special education	0%	0%	0%	0%	0%	100%
Grand Total	28%	1%	0%	2%	1%	68%

GEOGRAPHIC DISTRIBUTION OF EMPLOYMENT AND POSTGRADUATE STUDIES



MORAVIAN
COLLEGE



@mccareercivic

Join our LinkedIn group:

Moravian College Center for Career and
Civic Engagement